

Suspended luminaire/light run feed luminaire - Micro-prismatic diffuser - direct/indirect distribution

Powder-coated steel sheet enclosure; rectangular cross section; Housing colour silver grey/white aluminium RAL 9006; Homogeneous direct/indirect light distribution for VDU compatibility in accordance with the standard DIN EN 12464-1; glare reduction through microprism diffuser with special "multilayer" technology and optimised light deflecting foil; Electrical connection via integrated transparent connection cable 3x0.75mm², length 1900mm, stripped cable ends. The ETM levels can easily be adjusted from the top of the luminaire. Complete height-adjustable suspension set included in the scope of delivery.

CHARACTERISTICS

Order number	65723024175
EAN number	4020863479511
Commodity code	94051190
Certification mark	IP 20, Protection class I, VDU 65° < 3000, ENEC10 VDE, F, Indoor, CE
Impact resistance (IK rating)	IK03
Ambient temperatur	ta 25°C
Warranty period	5 years
State funding programs	BEG - Federal funding for efficient buildings (valid only for Germany)

ELECTRICAL ENGINEERING

Controller	Electronic multi-lumen driver, 4-steps (1 pcs.)
System output	38W-21W
Mains voltage	230V/50Hz
Circuit breakers (inrush current)	22 pieces/B10, 34 pieces/B16, 33 pieces/C10, 54 pieces/C16
Energy efficiency class/light source	C

LIGHTING TECHNOLOGY

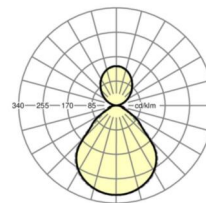
Placement	LED, Colour rendering/Light colour CRI ≥ 80 / 4000K
Colour tolerance (MacAdam)	3SDCM
Photobiological safety (Luminaire)	RG0
Nominal luminous flux/switching steps (EDM)	5100lm/38W, 4400lm/32W, 3800lm/26W, 3100lm/21W
LED service life	70000h L80/B10 (Tq 25°C), 50000h L90/B50 (Tq 25°C)
Luminaire luminous efficiency	147lm/W-136lm/W
UGR lat./long.	16.0 / 16.3 (38W)

MECHANICS

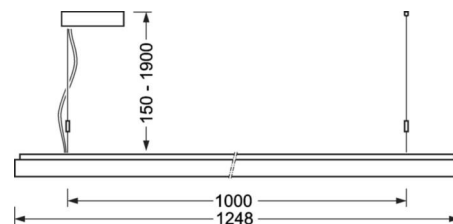
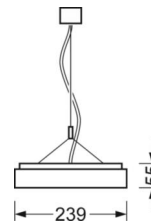
Housing colour	silver grey/white aluminium RAL 9006
Dimensions (LxWxH/DxH)	1248mm x 239mm x 55mm
Weight (net)	7kg
Type of installation	Pendant individual mounting, Pendant light strip mounting

DEEP-LINK

<https://www.regiolum.de/en/article/65723024175>



Reference	LED 5100lm/38W 840
ηLB	100 %
Φ ↓/↑	67 % / 33 %
UGR lat./long.	16.0 / 16.3
VDU	65° < 3000cd/m ²



Dimensions

L	1248 mm	Length
B	239 mm	Width
H	55 mm	Height
A1	1000 mm	Mounting distance single mounting
A2	1123 mm	Mounting distance 1st luminaire of the light run
A3	1248 mm	Mounting distance between luminaires in a light run arrangement
P min	150 mm	Minimum suspension length
P max	1900 mm	Maximum suspension length
